

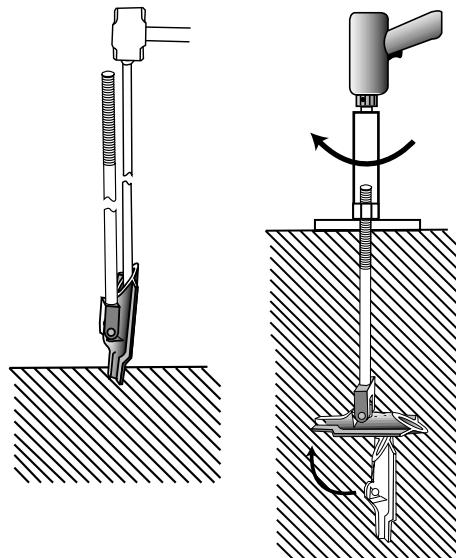
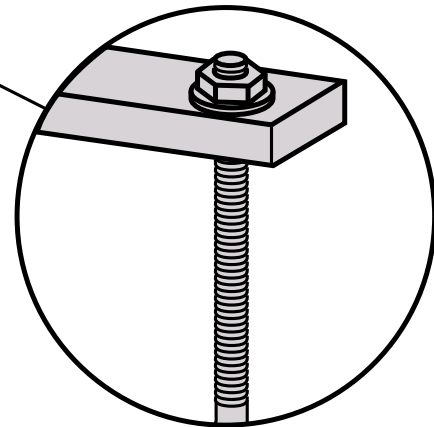
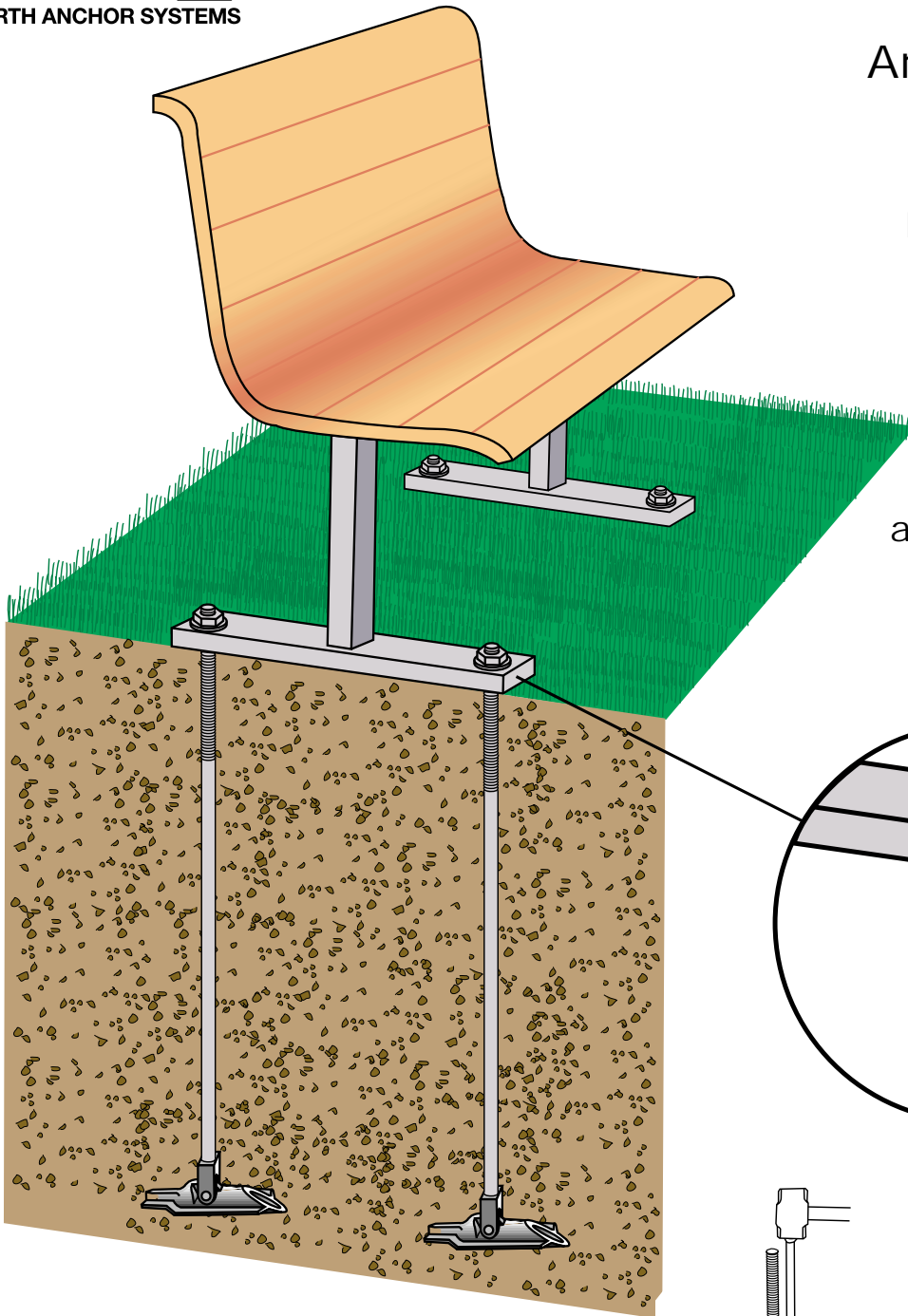
NEW!

MR-68 & MR88
Anchor Assemblies

Ideal For:

Benches, Bleachers,
Tables, Planters,
Sheds, Carports,
Flexible Curbing,
Parking Stops,
Trash Containers
and Many Other Uses!

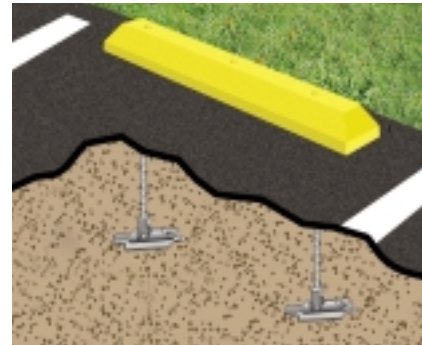
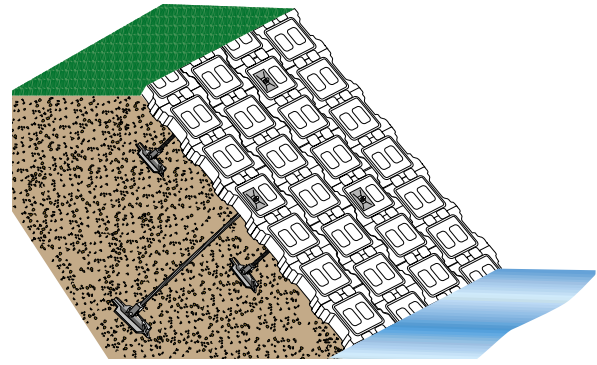

Good for all soils



No Concrete!
No Soil Disturbance!
No Digging!
No Drilling!
No Mess!

**Fast, Easy
Installation**

After driving with a sledge or jack-hammer, the anchor assembly can be fixed using a locking socket and a drill or a wrench.



MANTA RAYs are driven into the soil without holes, digging, or concrete. Upward tension on the anchor rod rotates the anchor into undisturbed soil, providing a safe and environmentally sensitive installation with superb holding capacities.

The MR68 and MR88 are galvanized ductile iron earth anchors with a shackle tapped for use with threaded rod. They are designed as permanent anchors and can be installed with a sledge hammer, or a pneumatic or hydraulic jackhammer.

The **MR-68** utilizes 3/8"-16 threaded rod and has a normal working load of 1,100 lbs. and a maximum working load of 3,000 lbs in very hard soil. Ultimate strength is 5,000 lbs.

The **MR-88** utilizes 1/2"-13 threaded rod and has a normal working load of 3,000 lbs. and a maximum working load of 6,700 lbs in very hard soil. Ultimate strength is 10,000 lbs.

PRODUCT	DESCRIPTION	PRODUCT	DESCRIPTION
MR-68	Anchor for use with 3/8"-16 rod	MR-88	Anchor for use with 1/2"-13 rod
MR-68-RA1	Assembly including 3' x 3/8" rod, nut, and washer	MR-88-RA1	Assembly including 3' x 1/2" rod, nut, and washer
EN-12G	Eye Nut for 3/8" rod	EN-16G	Eye Nut for 1/2" rod
DS-68-HD	Hand Drive Steel for MR-68 anchors	DS-88	Hand Drive Steel for MR-88 anchors
PDS6814	Power Drive Steel 4', 1 1/4" x 6" shank	PDS8814	Power Drive Steel 4', 1 1/4" x 6" shank
PDS6818	Power Drive Steel 4', 1 1/8" x 6" shank	PDS8818	Power Drive Steel 4', 1 1/8" x 6" shank
LS-12-15	Locking Socket for MR-68, 15"	LS-16-15	Locking Socket for MR-88, 15"

FORESIGHT[®]
PRODUCTS, LLC

World Headquarters
6430 E. 49th Dr., Commerce City, CO 80022 USA
Toll Free: 1-800-325-5360
TEL: 303-286-8955 FAX: 303-287-3866
email: sales@earthanchor.com

www.earthanchor.com

MAUFACTURERS OF:

MANTA
RAY[®]
EARTH ANCHOR SYSTEMS

DUCKBILL[™]
EARTH ANCHORS

STING
RAY[®]
EARTH ANCHOR SYSTEMS